

D6N

Track-Type Tractor



Engine

Engine Model	Cat® C7.1 ACERT™	
Emissions	U.S. EPA Tier 4 Final/ EU Stage IV/ Korea Tier 4 Final	
Engine Power (Maximum) @ 2,200 rpm		
SAE J1995	136 kW	182 hp
ISO 14396	133 kW	178 hp
ISO 14396 (DIN)		180 hp

Engine (continued)

Net Power @ 1,800 rpm		
ISO 9249/SAE J1349	124 kW	166 hp
ISO 9249/SAE J1349 (DIN)		168 hp

Weights

Operating Weight – XL	16 757 kg	36,943 lb
Operating Weight – LGP	18 346 kg	40,446 lb

D6N Features

Power and Efficiency

Increased net horsepower, coupled with a new lock-up clutch torque converter, give you up to 10% more productivity in most applications. The new D6N also delivers a 10-15% improvement in fuel efficiency.**

Cat Connect Technologies

Standard Cat Slope Indicate, Cat Stable Blade and Standard GRADE for Dozers technologies like Cat GRADE with Slope Assist™ help you get jobs done faster and more accurately. Optional GRADE technologies, like Cat GRADE with 3D and Cat AccuGrade™, allow you to choose features that match your job site needs for scalability, capability and budget.

Ease of Operation

Programmable features like Enhanced Auto Shift, Bi-Directional Shift and Slope Assist help to significantly reduce operator effort. Enhanced cab features are designed to help operators work more comfortably and reduce fatigue.

**Compared to the previous D6N model.*

Contents

Operator Environment.....3

Power and Performance.....4

Equipped for the Job5

Cat Connect Technologies.....6

Emissions Technology.....8

Safety9

Sustainability9

Serviceability and Customer Support.....10

Special Arrangements11

Specifications.....12

Standard Equipment.....17

Optional Equipment.....18



The latest in the line of Cat D6N dozers combines well-known versatility with a range of technology features to give you more job site productivity than ever before. A new transmission with lock-up clutch torque converter delivers ease of operation, increased net power, plus a 10-15 percent improvement in fuel efficiency. The D6N has the weight and horsepower you want for dozing applications and the balance and stability you need for finish grading – all in one easy-to-transport machine.

Operator Environment

Comfort and productivity



Roomier cab with a wider entry offers added comforts like a heated/ventilated seat option, manually adjustable armrests, larger cup holder and auxiliary power port. Smoother shifting and a quieter engine add to overall operator comfort. Modified cab seals and ducts help improve heating and air conditioning performance, and a redesigned cab/fresh air filter helps keep the cab cleaner. A color LCD display shows vital operating information, as well as Slope Indicate real-time machine mainfall and cross slope. A grade control display can be integrated right into the dash so data is available at a glance.



Implement and Steering Controls

- Machine direction, forward/reverse shifting and gear selection are all combined into a single tiller control located on the left armrest.
- Standard Electro-hydraulic controls are designed for low effort. Operators have precise control of the blade and rear attachments, as well as the functions of a 6-way VPAT blade.
- A variable throttle control dial lets you use preset engine speeds, or select Enhanced Auto Shift modes.
- Bi-directional shift allows you to automatically select the desired forward/reverse speeds or a custom setting.
- Selectable Electro-Hydraulic Maps set the implement response levels – fine, medium, coarse – to match operator preferences and tailor the machine to individual applications.
- Implement Lock-Out prevents inadvertent operation of hydraulic attachments.





Power and Performance

Designed to get the job done

Engine

A Cat C7.1 ACERT engine gives you the power and reliability you need. Improved fuel economy over the previous model and efficient use of Diesel Exhaust Fluid (DEF) gives you excellent overall fluid efficiency.

Cooling System

A single plane design makes cleanout easier, and durable aluminum bar plate construction gives you superior heat transfer and corrosion resistance. A swing-out door provides easy access for cleanout.

In cooler conditions, an improved variable speed demand fan slows down to conserve power, save fuel and reduce sound levels.

An optional manually reversing fan is available for high debris conditions, and an optional sand blast grid can help protect the radiator from abrasive materials and debris.

Lock-Up Clutch

Transmission controls will automatically select the drive mode best suited to your application, providing increased productivity and efficiency.* The new transmission with a lock-up clutch torque converter gives you the performance of direct drive with the ease of operation of power shift.

Enhanced Auto Shift

Standard Enhanced Auto Shift helps you save fuel by automatically upshifting/downshifting to maintain the most efficient gear based on load. Three different settings – 3-speed, 6-speed and fine adjustment mode – allow you to optimize tractor performance to match material and job site conditions.

Differential Steering

Differential Steering maintains full power to both tracks for best-in-class turning, even with a full blade load. When one track speeds up, the other slows down an equal amount, so you have better maneuverability and faster cycle times. Load capacity, power and speed control are also better when working in soft conditions.

Load Sensing Hydraulics

Field-proven system senses the load and continuously adjusts hydraulic power to your blade to maximize efficiency.

*Compared to the previous D6N model.






Equipped for the Job

Optimize your machine


Undercarriage

Elevated sprocket helps protect major components from harsh impacts and provides a modular design for convenient service.



Choose Heavy Duty undercarriage for aggressive applications like land clearing, side-slopes or rocky terrain. Or, choose SystemOne™ undercarriage that is designed to work and wear as a system for longer life and lower costs in abrasive or low/moderate impact applications. A broad choice of track shoe designs and widths help you further optimize your machine for performance and longer life.


Blades



Semi-Universal and Straight blades are designed with a strong box section to stand up to the most severe applications. Heavy moldboard construction, hardened bolt-on cutting edges and end bits add strength and durability.

The Variable Pitch Angle Tilt (VPAT) blade allows you to hydraulically adjust lift, angle and tilt for precise results. The VPAT blade is wider to take on a variety of applications so you can use your D6N for spreading material, finish grading, side casting, V-ditching and backfilling. An optional folding VPAT blade is available to reduce overall machine width to more easily meet transport requirements.

Rear Implements



To help you match your D6N to the task at hand, you can outfit your D6N with a multi-shank ripper, winch or drawbar.

Ask your Cat dealer for available options to help you optimize your machine for the work you do.

Cat Connect Technologies

Monitor, manage and enhance job site operations



Cat Connect makes smart use of technology and services to improve your job site efficiency. Using the data from technology equipped machines, you'll get more information and insight into your equipment and operations than ever before.

Cat Connect services are also available from your dealership including:



EQUIPMENT
MANAGEMENT

Equipment Management – increase uptime and reduce operating costs.



PRODUCTIVITY

Productivity – monitor production and manage job site efficiency.



SAFETY

Safety – enhance job site awareness to keep your people and equipment safe.



LINK Technologies

LINK technologies provide wireless capability to machines enabling two-way transfer of information collected by on-board sensors, control modules, and other Cat Connect technologies using off-board apps, such as our VisionLink® software.

Product Link™/VisionLink

Product Link takes the guesswork out of equipment management. Track location, hours, fuel usage, productivity, idle time, and diagnostic codes through the online VisionLink interface. Manage your fleet in real time so you can maximize efficiency, improve productivity, and lower operating costs.



GRADE for Dozers

Cat Connect GRADE technologies help you hit target grade faster and more accurately. Finish jobs in fewer passes, and with less operator effort, saving you time and helping you increase profit.

Cat GRADE with Slope Assist (■) helps operators by automatically maintaining pre-established blade position. The system saves time, increases finish quality and reduces operator input. Experienced operators can work more productively and less experienced operators can achieve better quality results more quickly.

Cat Slope Indicate (■) displays machine cross-slope and fore/aft orientation on the primary monitor, helping operators work more accurately on slopes.

Cat Stable Blade (■) complements the operator's blade-control input for attaining finish grades quicker with less effort.

Cat GRADE with 3D (●) is a factory integrated grade control system that enables operators to improve grading efficiency, accuracy, and productivity in both production dozing and fine-grading applications. The integrated design positions antennas on the cab roof, eliminating conventional blade-mounted masts and related cables. The AccuGrade Ready Option (ARO) is part of the package for added versatility, and AutoCarry™ is included to further boost productivity.

Cat AccuGrade (●) is a dealer-installed aftermarket grade-control system that provides increased grading versatility and the ability to scale capacity to changing needs, providing a choice of lasers for 2D flat-plane and slope work, Global Navigation Satellite System (GNSS) control for complex 3D cuts and contours, and/or systems using a Universal Total Station (UTS) for fine and finish grading.

AccuGrade Ready Option (ARO) (●) allows you to easily install or upgrade to AccuGrade 2D and 3D grade-control systems to add versatility and resale value to your machine.

(■) = Standard

(●) = Optional

Emissions Technology

Proven, integrated solutions

Emissions reduction technology on the D6N is designed to be transparent, with no action required from the operator. Low temperature regeneration runs automatically in the background while you work.

Aftertreatment Technologies

To meet the additional 80 percent reduction in NO_x emissions required by Tier 4 Final/Stage IV emission standards, Caterpillar engineers added Selective Catalytic Reduction (SCR) to the already proven aftertreatment solution.

Diesel Exhaust Fluid

Selective Catalytic Reduction utilizes Diesel Exhaust Fluid (DEF), which can be conveniently refilled when you refuel. The DEF fill nozzle is located next to the fuel tank, with easy access via a rear step. A tone will sound (with key on), when the tank is nearly full and a gauge on the dash shows your fluid level. The system is designed to use one tank of DEF for each tank of fuel (1:1 DEF fill ratio). The D6N typically has used DEF at a rate of 2-3 percent of fuel consumption.

When the machine is turned off, a pump will automatically purge the DEF lines to help prevent freezing. A symbol on the dash and a light/symbol on the Ground Level Service Center indicate when the purge is complete and that it is safe to turn off the electrical disconnect. If the engine/aftertreatment temperatures are high, a Delayed Engine Shutdown will activate automatically to cool the machine and then purge the lines. For complete aftertreatment information, please refer to your machine's Operation and Maintenance Manual.



Safety

Designed with protection in mind

- Optional rear vision camera enhances visibility behind the machine and is integrated into dash display.*
- Added grab handles on the door help you get on and off the tractor with greater ease.
- Well-appointed cab with good visibility helps operators stay focused and aware.
- A standard Operator Presence detection system allows the machine to idle when the operator is not seated, but locks out the power train and front and rear implements to avoid unintentional movement.
- New seat belt indicator enhances safety by reminding the operator to buckle up with a light/alarm. Once the machine is in gear, a fault code will register through Product Link if the operator fails to fasten the seat belt.

**Please consult your Cat dealer for availability.*



Sustainability

Thinking generations ahead

- Fuel efficiency is improved by 10-15% compared to the previous model.
- Fuel savings reduces CO₂ production by an average of approximately 2.6 metric tonnes per year.
- Meets Tier 4 Final/Stage IV emission standards.
- Typical Diesel Exhaust Fluid (DEF) use of 2-3 percent of fuel consumption gives you excellent overall fluid efficiency.
- Major components are built to be rebuilt, eliminating waste and saving you money by giving your dozer a second – and even third – life.





Serviceability and Customer Support

When uptime counts



Ease of Service

The D6N is designed to help you get routine service done quickly and efficiently so you can get to work.

A two piece engine enclosure door, flip latches and a panel you can remove without tools gives you easy access to service points. Grease points are grouped and located in the engine compartment as well, so they are protected but still allow you to get to them quickly. The radiator door is hinged for easy cleanout access.

Electrical disconnect, hour meter and the remote lighting access switch are accessible from ground level on the left side of the machine. Hydraulic service points are grouped on the right side of the machine. And for quick undercarriage cleanouts, a new lockable shovel mounting bracket has been added to the back of the machine.

An automatic hydraulic valve lash eliminates the need for manual adjustment, saving you time and money on engine maintenance.

Special Arrangements

Purpose-built for performance



D6N WH Waste Handler

- Specialized guarding, striker bars and seals help protect the machine from impact and airborne debris.
- Bottom and final drive guarding help prevent debris from wrapping around or damaging vital components.
- The cooling system is designed for high debris environments, with easy access for cleanout.
- Specialized air handling features help deliver cleaner air to the machine.
- Landfill blades and center-hole track shoes help you optimize your waste handler for the job.

D6N Forestry Arrangement

- Optional sweeps help protect the cab, top and sides of the machine.
- Screens give added impact protection to cab windows (ISO 8084).
- Additional guarding helps protect the underside of the machine from stumps and other heavy debris.
- The cooling system is designed for high debris environments, with easy access for cleanout.

D6N Track-Type Tractor Specifications

Engine

Engine Model	Cat C7.1 ACERT	
Emissions	Tier 4 Final/Stage IV/ Korea Tier 4 Final	
Engine Power (Maximum) @ 2,200 rpm		
SAE J1995	136 kW	182 hp
ISO 14396	133 kW	178 hp
ISO 14396 (DIN)		180 hp
Net Power @ 1,800 rpm		
ISO 9249/SAE J1349	124 kW	166 hp
ISO 9249/SAE J1349 (DIN)		168 hp
Bore	105 mm	4.1 in
Stroke	135 mm	5.3 in
Displacement	7.1 L	433 in ³

- Net power advertised is the power available at the engine flywheel when the engine is equipped with the air cleaner, muffler, alternator, cooling fan at maximum speed.
- No derating required up to 3000 m (9,840 ft) altitude, beyond 3000 m (9,840 ft) automatic derating occurs.
- All non-road Tier 4 Interim and Final, Stage IIIB and IV, and Korea Tier 4 Final diesel engines are required to use only Ultra Low Sulfur Diesel (ULSD) fuels containing 15 ppm EPA/10 ppm EU (mg/kg) sulfur or less. Biodiesel blends up to B20 (20% blend by volume) are acceptable when blended with 15 ppm (mg/kg) sulfur or less ULSD. B20 should meet ASTM D7467 specification (biodiesel blend stock should meet Cat biodiesel spec, ASTM D6751 or EN 14214). Cat DEO-ULS™ or oils that meet the Cat ECF-3, API CJ-4, and ACEA E9 specification are required. Consult your OMM for further machine specific fuel recommendations.
- Diesel Exhaust Fluid (DEF) used in Cat Selective Catalytic Reduction (SCR) systems must meet the requirements outlined in the International Organization for Standardization (ISO) standard 22241.

Service Refill Capacities

Fuel Tank	277 L	73.2 gal
DEF Tank	19 L	5 gal
Cooling System	40 L	10.6 gal
Engine Crankcase	17 L	4.5 gal
Power Train	160 L	42.3 gal
Roller Frames XL/LGP (each)	20/17.5 L	4.3/4.6 gal
Final Drives (each)	7 L	1.8 gal
Hydraulic Tank	29.5 L	7.8 gal

Hydraulic Controls – Pressures

Maximum Implement Operating Pressure	25 100 kPa	3,640 psi
Maximum Steering Operating Pressure	45 200 kPa	6,556 psi

Hydraulic Controls – Pump

Pump Output		
Implement	127 L/min	33.5 gal/min
Steering	137 L/min	36.2 gal/min
Lift Cylinder Flow	127 L/min	33.5 gal/min
Tilt Cylinder Flow	90 L/min	23.8 gal/min
Ripper Cylinder Flow	127 L/min	33.5 gal/min
Angle Cylinder Flow – VPAT	127 L/min	33.5 gal/min

Weights

Operating Weight		
XL	16 757 kg	36,943 lb
LGP	18 346 kg	40,446 lb
XL Fine Grading	17 310 kg	38,162 lb
XL Waste Handler	18 515 kg	40,818 lb
LGP Waste Handler	20 298 kg	44,749 lb
Shipping Weight		
XL	16 399 kg	36,153 lb
LGP	17 844 kg	39,339 lb
XL Fine Grading	16 952 kg	37,373 lb
XL Waste Handler	18 157 kg	40,029 lb
LGP Waste Handler	19 796 kg	43,642 lb
XL VPAT Blade	1062 kg	2,341 lb
LGP VPAT Blade	1234 kg	2,720 lb
XL VPAT Foldable	1253 kg	2,762 lb
LGP VPAT Foldable	1491 kg	3,287 lb
XL SU Blade	2600 kg	5,732 lb
XL VPAT Landfill	1321 kg	2,912 lb
LGP VPAT Landfill	1436 kg	3,166 lb
Multi-shank Ripper (with 3 shanks)	1342 kg	2,959 lb

- Operating Weight: Includes EROPS, A/C, lights, VPAT dozer, transmission, drawbar, engine enclosure, 3-valve hydraulics, 100% fuel, and Cat Comfort Series Air Suspension Seat and operator.
- Shipping Weight: Includes EROPS, A/C, lights, VPAT dozer, transmission, drawbar, engine enclosure, 3-valve hydraulics, 5% fuel, and Cat Comfort Series Air Suspension Seat.

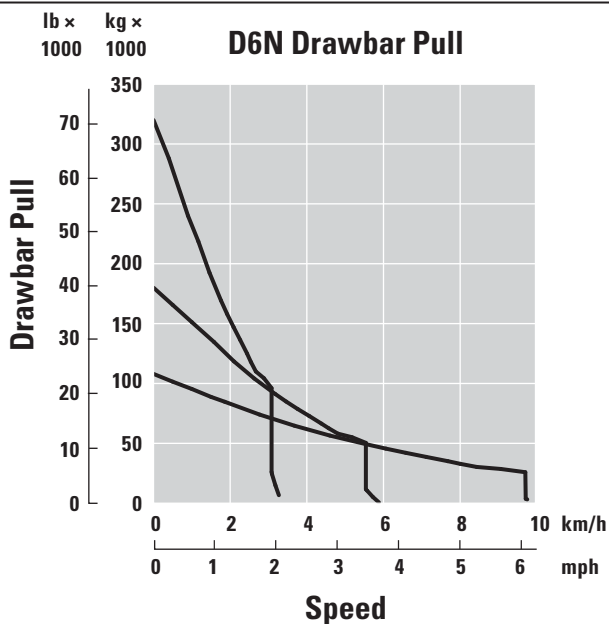
D6N Track-Type Tractor Specifications

Transmission

0.5 Forward	2.5 km/h (2.4 km/h)	1.6 mph (1.5 mph)
0.7 Forward	2.8 km/h (2.7 km/h)	1.7 mph (1.6 mph)
1.0 Forward	3.3 km/h (3.0 km/h)	2.1 mph (1.9 mph)
1.5 Forward	4.4 km/h	2.7 mph
1.7 Forward	4.9 km/h	3.0 mph
2.0 Forward	5.8 km/h	3.6 mph
2.5 Forward	7.5 km/h	4.7 mph
2.7 Forward	8.3 km/h	5.2 mph
3.0 Forward	9.8 km/h	6.1 mph
0.5 Reverse	3.1 km/h (2.9 km/h)	1.9 mph (1.8 mph)
0.7 Reverse	3.4 km/h (3.1 km/h)	2.1 mph (1.9 mph)
1.0 Reverse	4.1 km/h (3.5 km/h)	2.5 mph (2.2 mph)
1.5 Reverse	5.4 km/h	3.4 mph
1.7 Reverse	6.0 km/h	3.7 mph
2.0 Reverse	7.1 km/h	4.4 mph
2.5 Reverse	9.5 km/h	5.9 mph
2.7 Reverse	10.5 km/h	6.5 mph
3.0 Reverse	12.2 km/h	7.6 mph
Maximum Drawbar Pull		
1.0 Forward	320 kN	71,939 lbf
2.0 Forward	198 kN	44,512 lbf
3.0 Forward	113 kN	25,403 lbf

• Data between brackets are values for EU.

Drawbar Pull



Undercarriage

Shoe Width		
XL	610 mm	24.0 in
LGP	840 mm	33.1 in
XL – Fine Grading	610 mm	24.0 in
Shoes/Side		
XL	40	
LGP	46	
XL – Fine Grading	46	
Grouser Height		
XL	66 mm	2.6 in
LGP	57 mm	2.2 in
XL – Fine Grading	66 mm	2.6 in
Track Gauge		
XL	1890 mm	74.4 in
LGP	2160 mm	85.0 in
XL – Fine Grading	1890 mm	74.4 in
Track on Ground		
XL	2605 mm	102.6 in
LGP	3110 mm	122.4 in
XL – Fine Grading	3110 mm	122.4 in
Ground Contact Area*		
XL	3.56 m ²	5,518 in ²
LGP	5.76 m ²	8,928 in ²
XL – Fine Grading	4.18 m ²	6,479 in ²
Ground Pressure*		
XL	46.1 kPa	6.7 psi
LGP	31.2 kPa	4.5 psi
XL – Fine Grading	40.3 kPa	5.8 psi
Track Rollers/Side		
XL	7	
LGP	8	
XL – Fine Grading	8	

*ISO 16754

• All dimensions above with SystemOne undercarriage.

D6N Track-Type Tractor Specifications

Blades

Capacity		
XL VPAT	3.3 m ³	4.3 yd ³
XL SU	4.3 m ³	5.6 yd ³
LGP VPAT	3.9 m ³	5.1 yd ³
LGP VPAT – Foldable	3.9 m ³	5.1 yd ³
Width		
XL VPAT	3272 mm	10.75 ft
XL SU	3154 mm	10.33 ft
LGP VPAT	4080 mm	13.42 ft
LGP VPAT – Foldable	4080 mm	13.42 ft

Ripper

Type	Fixed Parallelogram	
Pocket Spacing	1000 mm	3 ft 3.4 in
Shank Gauge	2 m	6 ft 7 in
Shank Section	73 mm × 176 mm	2.9 in × 6.9 in
Number of Pockets	3	
Overall Beam Width	2202 mm	86.7 in
Beam Cross Section	216 mm × 254 mm	8.5 in × 10.0 in
Maximum Clearance, Raised (Shank Tip)	622 mm	24.5 in
Maximum Penetration Force		
XL	51.6 kN	11,600 lbf
LGP	43 kN	9,667 lbf
Maximum Pryout Force		
XL	211.2 kN	47,480 lbf
LGP	170 kN	38,217 lbf
Maximum Penetration		
XL	514 mm	20.2 in
LGP	398 mm	15.6 in
Each Additional Shank	78 kg	172 lb
Weight with Three Shanks	1562 kg	3,444 lb

Winch

Winch Model	PA55	
Weight*	1276.5 kg	2,814 lb
Oil Capacity	74 L	19.55 gal
Winch and Bracket Length	1145 mm	45.1 in
Winch Case Width	975 mm	38.4 in
Drum Diameter	254 mm	10 in
Drum Width	315 mm	12.4 in
Flange Diameter	504 mm	19.8 in
Drum Capacity – 22 mm (0.88 in)	88 m	288 ft 9 in
Winch Drive	Mechanical	
Control	Electric	
Overall Width	975 mm	38.4 in
Rope Diameter (recommended)	22 mm	0.875 in
Cable Ferrule Size (O.D. × Length)	54 mm × 67 mm	2.13 in × 2.63 in
Maximum Bare Drum		
Line Pull	31 389 kg*	69,200 lb*
Line Speed	43.0 m/min	141 ft/min
Maximum Full Drum		
Line Pull	20 144 kg*	44,410 lb*
Line Speed	66.1 m/min	217 ft/min

*Weight: Includes pump, operator controls, oil, mounting brackets and spacers.

- Slow and standard speed winches are available.

Standards

ROPS/FOPS

- ROPS (Rollover Protective Structure) offered by Caterpillar for the machine meets ROPS criteria ISO 3471:2008.
- FOPS (Falling Object Protective Structure) meets ISO 3449-2005 Level II.

Brakes

- Brakes meet the standard ISO 10265:2008.

Sound and Vibration – Cab

Sound Level Information

- The operator Equivalent Sound Pressure Level (Leq) is 81.5 dB(A) when “ANSI/SAE J1166 FEB2008” is used to measure the value for an enclosed cab. The measurement was conducted at 100% of the maximum engine cooling fan speed. This is a work cycle sound exposure level. The cab was properly installed and maintained. The test was conducted with the cab doors and the cab windows closed.
- Hearing protection may be needed when the machine is operated with an open operator station for extended periods or in a noisy environment. Hearing protection may be needed when the machine is operated with a cab that is not properly maintained, or when the doors and windows are open for extended periods or in a noisy environment.
- The average exterior sound pressure level is 85.5 dB(A) when the “SAE J88 FEB2006 – Constant Speed Moving Test” procedure is used to measure the value for the standard machine. The measurement was conducted under the following conditions: distance of 15 m (49.2 ft) and “the machine moving forward in an intermediate gear ratio.”

Sound Level Information for Machines in European Union Countries and in Countries that Adopt the “EU Directives.”

The information below applies to only the machine configurations that have the “CE” mark on the Product Identification Plate.

- The declared dynamic operator sound pressure level is 76 dB(A) when “ISO 6396:2008” is used to measure the value for an enclosed cab. The measurement was conducted at 70% of the maximum engine cooling fan speed. The sound level may vary at different engine cooling fan speeds. The cab was properly installed and maintained. The measurement was conducted with the cab doors and the cab windows closed.

NOTE: This dynamic operator sound pressure level is associated to a 2 dB(A) uncertainty.

- If equipped, the certification label – 110 dB(A) – is used to verify the environmental sound certification of the machine to the requirements of the European Union. The value that is listed on the label indicates the guaranteed exterior sound power level (L_{WA}) at the time of manufacture for the conditions that are specified in “2000/14/EC.” Your machine may have a different value.

Sustainability – Sound and Vibration Levels

Sound Levels

Average Exterior Sound Pressure Level

SAE J88:2006 85.5 dB(A)

Maximum Sound Power Level

2000/14/EC 110 dB(A)

Dynamic Operator Sound Pressure Level (LpA)

ISO 6396:2008 76 dB(A)

Vibration Levels

Maximum Hand/Arm*

ISO 5349:2001 2.5 m/s²

Maximum Whole Body*

ISO/TR25398:2006 0.5 m/s²

Seat Transmissibility Factor

ISO 7096:2000 – spectral class EM6 <0.7

*Values are for an experienced operator in a dozing application, consult the Operating and Maintenance Manual for further details.

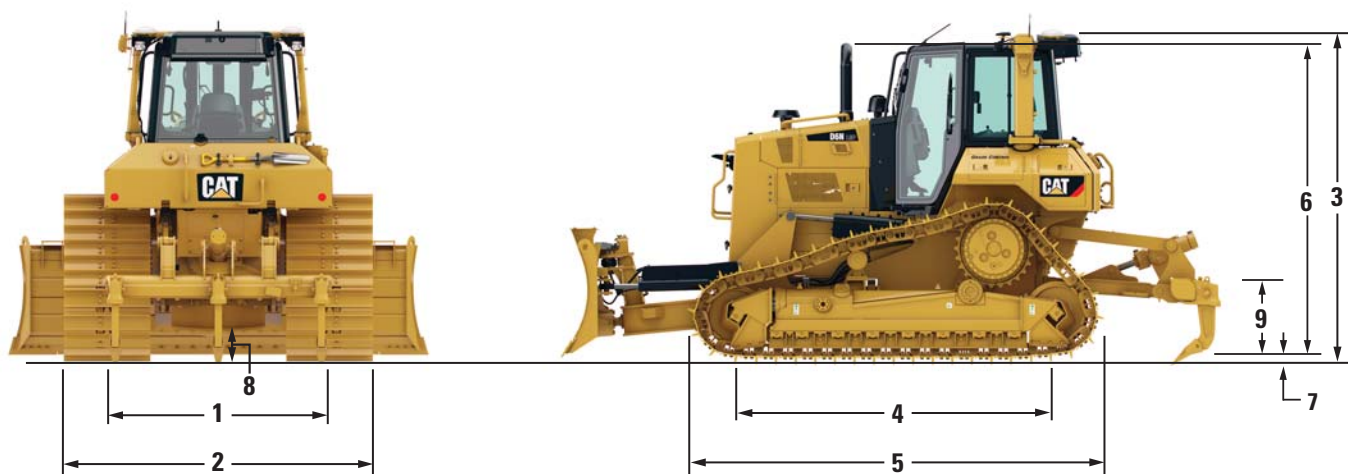
Air Conditioning System

The air conditioning system on this machine contains the fluorinated greenhouse gas refrigerant R134a (Global Warming Potential = 1430). The system contains 1.6 kg of refrigerant which has a CO₂ equivalent of 2.288 metric tonnes.

D6N Track-Type Tractor Specifications

Dimensions

All dimensions are approximate.



	XL		LGP		XL Fine Grading	
1 Track gauge	1890 mm	74.4 in	2160 mm	85.0 in	1890 mm	74.4 in
2 Width of tractor with the following attachments						
Standard shoes without blade	2500 mm	98.4 in	3000 mm	118.0 in	2500 mm	98.4 in
Standard shoes with VPAT blade fully angled	2965 mm	116.7 in	3699 mm	145.6 in	2965 mm	116.7 in
Standard shoes with VPAT blade angled and folded (foldable blade only)	2545 mm	100.0 in	3000 mm	118.0 in	2545 mm	100.0 in
3 Machine height – ROPS cab:						
Height of machine with EROPS (from tip of grouser)	3108 mm	122.4 in	3222 mm	126.9 in	3222 mm	126.9 in
Height of machine with EROPS and GRADE with 3D	3136 mm	123.5 in	3251 mm	128.0 in	3251 mm	128.0 in
Height of machine with EROPS and sweeps	3179 mm	125.2 in	3293 mm	129.6 in	3293 mm	129.6 in
Height of machine from ground face of shoe	3051 mm	120.1 in	3165 mm	124.6 in	3165 mm	124.6 in
4 Length of track on ground	2605 mm	102.6 in	3110 mm	122.4 in	3110 mm	122.4 in
5 Length of basic tractor (with drawbar)	3995 mm	157.3 in	4222 mm	166.2 in	4222 mm	166.2 in
With the following attachments, add to basic tractor length:						
Ripper (with tip at ground line)	957 mm	37.7 in	957 mm	37.7 in	957 mm	37.7 in
PA55 winch	330 mm	13.0 in	330 mm	13.0 in	330 mm	13.0 in
VPAT blades, straight	1105 mm	43.5 in	1236 mm	48.7 in	1236 mm	48.7 in
VPAT blade, angled 25°	1535 mm	60.4 in	2078 mm	81.8 in	1878 mm	73.9 in
VPAT blade, foldable, angled 31°			2241 mm	88.2 in		
SU blade	1185 mm	46.7 in				
6 Height over stack from tip of grouser	3006 mm	118.3 in	3109 mm	122.4 in	3108 mm	122.4 in
7 Height of grouser	66 mm	2.6 in	57 mm	2.2 in	57 mm	2.2 in
8 Ground clearance from ground face of shoe (per SAE J1234)	364 mm	14.3 in	477 mm	18.8 in	477 mm	18.8 in
9 Drawbar height (grouser tip to center of clevis)						
From ground face of shoe	623 mm	24.5 in	727 mm	28.6 in	727 mm	28.6 in

Standard Equipment

Standard equipment may vary. Consult your Cat dealer for details.

POWER TRAIN

- C7.1 Cat ACERT Diesel Engine
- Tier 4 Final/Stage IV/Korea Tier 4 Final Certified Engine with Aftertreatment (DPF and SCR)
- Diesel Exhaust Fluid
- Single Poly-Vee Belt with Auto Belt Tensioner
- Glowplug Starting Aid
- 3000 Meter Altitude Operation Capability without De-Rating
- Engine Driven, Viscous Clutch Fan (variable controlled fan speed)
- Aluminum Bar Plate Cooling Systems (radiator, power train, aftercooler, differential steering)
- Air Cleaner, Integrated Precleaner with Dust Ejector
- Electrical Lift/Priming Pump
- 3 Speed Planetary, Powershift Transmission with Lock-Up Clutch Torque Converter
- Enhanced Auto Shift (EAS)
- Infinite Ground Speed Adjustment (GSA)
- Shift Management
 - Automatic Directional and Downshift
 - Controlled Throttle, Load Compensated
- Programmable/Selectable Bi-Directional Shifting
- Differential Steering
- Engine Idle Shutdown
- Auto Engine Speed Control
- Extended Life Coolant

UNDERCARRIAGE

- Heavy Duty Undercarriage
- Center Tread Idler
- Lifetime Lubricated Track Rollers (7 XL and 8 LGP) and Idlers
- Carrier Rollers
- Tracks 40 Section – 610 mm (24 in)
- Extreme Service for XL
- Tracks 46 Section – 840 mm (33 in)
- Moderate Service for LGP
- Hydraulic Track Adjusters
- Center Track Guiding Guard (LGP only)

HYDRAULICS

- Three Valve-Hydraulics for VPAT Dozer
- Load Sensing Hydraulics

ELECTRICAL

- Horn
- Back-up Alarm
- 12V Converter, 10A
- Diagnostic Connector
- 950 CCA Class 31 Batteries
- Integrated Lights (four front, two rear)
- 105 AMP HD Brushless Alternator 24 Volt
- 24V Electric Starter
- Ground Level Service Center with Remote Electrical Disconnect, Hour Meter and Remote Light Switch

OPERATOR ENVIRONMENT

- ROPS/FOPS Cab
- Integrated A/C with Automatic Temperature Control
- Seat, Air Suspension, Cloth for Cab
- Seat Belt, Retractable – 76 mm (3 in)
- Adjustable Armrests
- Foot Rests for Slope Work
- Color Graphic 7 in (178 mm) Display
- Power Train Control Module (Throttle Dial, Electronic, Enhanced Auto Shift [EAS] Control and Shift Management Dial)
- Electronic Engine Air Cleaner Service Indicator
- Electronic Water-In-Fuel Sensor Service Indicator
- Electro-Hydraulic Implement and Differential Steering Controls
- One 12V Power Ports
- Intermittent Wiper
- 12V Radio Ready (Plug and Play)
- Storage Compartment
- Cup Holder
- Coat Hook
- Rearview Mirror
- Glove Box

TECHNOLOGY PRODUCTS

- Cat GRADE with Slope Assist
- Cat Slope Indicate
- Cat Stable Blade
- Product Link

OTHER STANDARD EQUIPMENT

- Shovel Fastener
- CD ROM Parts Book
- C-Frame, Cylinders (VPAT) and Lines
- Extended Service Intervals (500 hours engine, 1,000 hours power train)
- Guards, Hinged Bottom
- Ecology Drains (engine oil, engine coolant, power train case, hydraulic)
- Adjustable Pitch Link (VPAT)
- Engine Enclosures, Perforated
- Scheduled Oil Sampling Ports
- Centralized Remote Mounted Pressure Taps
- Front Pull Device
- Hinged Radiator Louvered Grill
- Lockable Engine Enclosures

Optional Equipment

Optional equipment may vary. Consult your Cat dealer for details.

POWER TRAIN

- Precleaner, Turbine with Screen

UNDERCARRIAGE

- XL – SystemOne
- XL – Heavy Duty
- XL – Heavy Duty with Double Flange
- XL – SystemOne Fine Grading
- XL – Heavy Duty Fine Grading
- LGP – SystemOne
- LGP – Heavy Duty
- LGP – Heavy Duty with Double Flange
- LGP – Super LGP
- XL – Heavy Duty – Waste
- LGP – Heavy Duty – Waste

TRACKS

- Track Pairs, XL, SystemOne (40 sections)
 - 610 mm (24 in), Extreme Service
 - 560 mm (22 in), Extreme Service
 - 610 mm (24 in), Moderate Service (46 sections)
- Track Pairs, XL, Heavy Duty (40 sections)
 - 600 mm (24 in), Extreme Service
 - 600 mm (24 in), Moderate Service (46 sections)
 - 600 mm (24 in) Extreme Service, Center Hole
- Track Pairs, LGP, SystemOne (46 sections)
 - 840 mm (33 in), Moderate Service
 - 840 mm (33 in), Extreme Service
 - 860 mm (34 in), Extreme Service
- Track Pairs, LGP, Heavy Duty (46 sections)
 - 600 mm (24 in), Extreme Service
 - 840 mm (33 in), Extreme Service
 - 840 mm (33 in), Extreme Service, Center Hole
 - 860 mm (34 in), Extreme Service
- Track Pairs, Super LGP, Heavy Duty (52 sections)
 - 1067 mm (42 in), HD Self Cleaning
 - 1067 mm (42 in), HD Double Grouser

TRACK GUIDING GUARDS

- XL, SystemOne
 - Guard Guiding, Center
 - Guard Guiding, Front and Rear
 - Guard Guiding, Full
- XL, Heavy Duty
 - Guard Guiding, Center
 - Guard Guiding, Extreme Service, Full
- LGP, SystemOne
 - Guard Guiding, Center
 - Guard Guiding, Front and Rear
 - Guard Guiding, Full
- LGP, Heavy Duty
 - Guard Guiding, Center
 - Guard Guiding, Extreme Service, Full

REAR CONTROL PACKAGES

- Ripper Ready Package
- Winch Ready Package
- Dual Control Package (SU, VPAT, Super LGP)

FAN AND COOLING

- Radiator, Trash Resistant
- Direct Drive Fan, Reversible
- Direct Drive Fan with Hydraulically Reversible Blades

WEATHER PACKAGES AND BATTERIES

- Battery, Standard, Package
- Battery, Heavy Duty, Package
- Cold Weather, 120V, Package

TECHNOLOGY PRODUCTS

- Cat AccuGrade
- Cat Grade with 3D
- ARO Installation
- No ARO Installation
- Product Link
 - Product Link, Satellite PLE 631
 - Product Link, Cellular PLE 641
 - No Product Link

FUEL SYSTEMS

- Fuel Tank, Standard
- Fuel Tank, Fast Fill and Refill Ready

GUARDS

- Guard Packages
 - Guard, VPAT, Standard, Package
 - Guard, VPAT, Heavy Duty, Package
 - Guard, SU, Heavy Duty, Package
 - Guard, Rear, Standard
 - Guard, Rear, Heavy Duty
 - No Guard

REAR ATTACHMENTS

- Ripper, Teeth Straight, Package
- Ripper, Teeth Curved, Package
- PA55 Winch, Standard Speed Package
- PA55 Winch, Slow Speed, Package
- Drawbar
- Rear Box with Striker Bar
- No Rear Attachment

REAR HYDRAULICS

- PTO Filter, No Winch
- PTO Filter, Winch

Continued on next page

Optional Equipment (*Continued*)

Optional equipment may vary. Consult your Cat dealer for details.

BULLDOZER PACKAGES

- Bulldozer, VPAT XL, STD Package
- Bulldozer, VPAT LGP, STD Package
- Bulldozer, VPAT XL, HD Package
- Bulldozer, VPAT, LGP, HD Package
- Bulldozer, VPAT XL, GRADE with 3D
- Bulldozer, VPAT, LGP, GRADE with 3D
- Bulldozer, SU XL Package
- Bulldozer Super LGP

BLADES

- Blade, ARO XL, VPAT
- Blade, ARO LGP, VPAT
- Blade, ARO XL Foldable, VPAT
- Blade, ARO LGP Foldable, VPAT
- Blade, Landfill (XL or LGP)
- Blade, Super LGP
- Blade, SU XL
- No Blade

LIGHTS

- Lights
- Forestry Lights
- GRADE with 3D Lights

OPERATOR ENVIRONMENT

- Cab Packages
 - Standard with Air Suspension Seat
 - Cab Comfort Package with Air Suspension/Heated/Ventilated Seat
 - Cab Comfort Package – Heavy Duty
- Camera Arrangement
- Radio, AM/FM/AUX/USB/Bluetooth™

HYDRAULIC OIL

- Hydraulic Oil, Biodegradable

STARTERS, BATTERIES, AND ALTERNATORS

- Electrical Insulated Breather
- Beacon, Rotating

GUARDS – CAB PROTECTION

- Cab, Protection Package
- Screen, Rear
- Screen, Grill Front
- Grid, Sandblast
- Guard, Rear, Drawbar and Winch Ready

FLUIDS

- Antifreeze, (–37° C/–34.6° F)

OTHER ATTACHMENTS

- Winch Options
 - Fairlead, 3 Rollers
 - Fairlead, 4 Rollers

MAINTENANCE AND RELATED ATTACHMENTS

- Shovel Holder
- Refilling Fuel Pump
- Oil Change System, High Speed

SPECIAL ARRANGEMENTS

- Forestry Package (XL or LGP)
- Waste Handler (XL or LGP)

For more complete information on Cat products, dealer services, and industry solutions, visit us on the web at www.cat.com

© 2017 Caterpillar
All rights reserved

Materials and specifications are subject to change without notice. Featured machines in photos may include additional equipment. See your Cat dealer for available options.

CAT, CATERPILLAR, SAFETY.CAT.COM, their respective logos, "Caterpillar Yellow" and the "Power Edge" trade dress, as well as corporate and product identity used herein, are trademarks of Caterpillar and may not be used without permission.

VisionLink is a trademark of Trimble Navigation Limited, registered in the United States and in other countries.

AEHQ7486-01 (04-2017)
Replaces AEHQ7486
(AmN, AUS/NZ, Eur,
Korea, Turkey)

